



Muscular strenght effectively used

AKV - A simple name for a top-quality machine: The „AKV“ is one of the most powerful hand-operated swivel folding machines ever built.




Usage of sharp-nose or segmented tools up to 90 mm by manual height adjustment of the clamping beam. The bending angle will be adjusted on the angle gauge.





Back gauge and sheet support table with movable and removable supporting rail.

Adjustment of the folding beam via knurled nut and scale depends on the sheet to be worked and the desired folding radius.



The profiling and flattening wheels are used to give the piece the required shape.



The pneumatic bending support is controlled by a finger lever on the folding beam handle. A pneumatic cylinder assists the operator in bending the piece. You only need compressed air supply.



The cutting device is used for safe and easy cutting of ST37 sheets with a material strength of up to 0.8 mm.

With the AKV machine, Hans Schröder Maschinenbau relies on a robust, generously dimensioned all-steel design, which not only guarantees stability and longevity by their rigidity but also adds to high precision and a great scope. Thanks to its maintenance and wear-free guides as well as its machine components, the AKV is virtually indestructible in daily use.

NEW: 5 years guarantee
(except wear parts)

The clamping and folding beam weights are telescopically balanced over the whole angle range. The clamping beam works on the eccentric principle, which permits safe clamping and a quick change of position. A quick tool clamping system allows a fast change of tool segments.

Mechanical precision and folding technology offer possibilities for the most difficult demands. The standard tools can help to fulfil highly variable working options as well.

Highlights at a glance

- Variable clamping beam range up to 90 mm for goat's foot tools
- Quick and easy adjustment of folding beam
- Extremely low tool costs
- Adjustable angle gauge 0 - 180°
- The inclined clamping beam offers 50 mm clearance on the backside
- Center bearing for bottom beam
- New, ergonomic working height of 930 mm

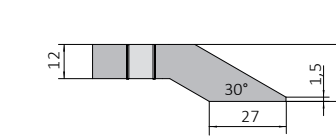
Function upgrade and support

As optional extras a manual back gauge (finger gauge) is available (10-500 mm, 10-750 mm or 10-1,000 mm) and with it a sheet support table with movable and removable slugs. A back gauge with a min. stop depth of 6 mm is available on request. Other options include a pneumatic bending support as well as a foot.

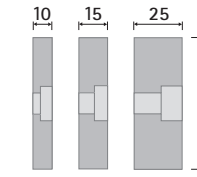
Profiling and flattening wheels as well as the cutting device that includes linear guides for material thickness ST37 up to 0.8 mm are also very popular.

Tools

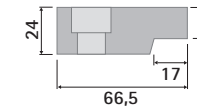
Standard tools



Clamping beam tools
Tinsmith blade 30°, sharp, 8 mm clearance for hems, foot width 27 mm, directly screwed to clamping beam

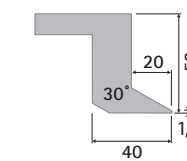


Folding beam tools Folding blades 10 and 25 mm, from AKV 3000: 15 and 25 mm

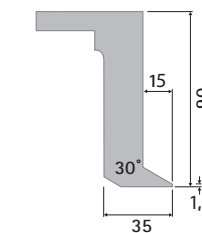


Bottom beam tools one-piece rail

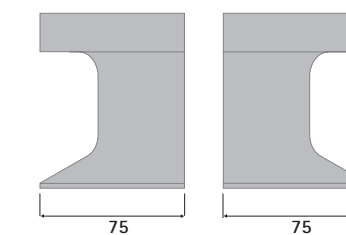
Optional extras



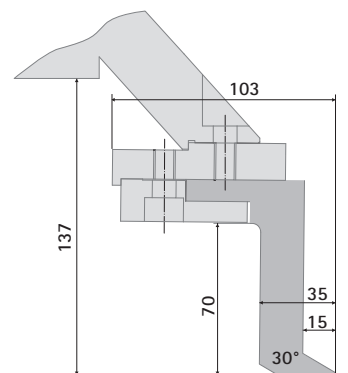
Goat's foot blade 50 mm, 30°, sharp, segmented incl. corner parts and clamping rail, 1,100 N/mm², clearance 20 mm, foot width 40 mm



Goat's foot blade 90 mm, 30°, sharp, segmented incl. corner parts or one-piece, without corner parts, with clamping rail, 1,100 N/mm², clearance 15 mm, foot width 35 mm



Corner parts



Example: Goat's foot tool segmentation

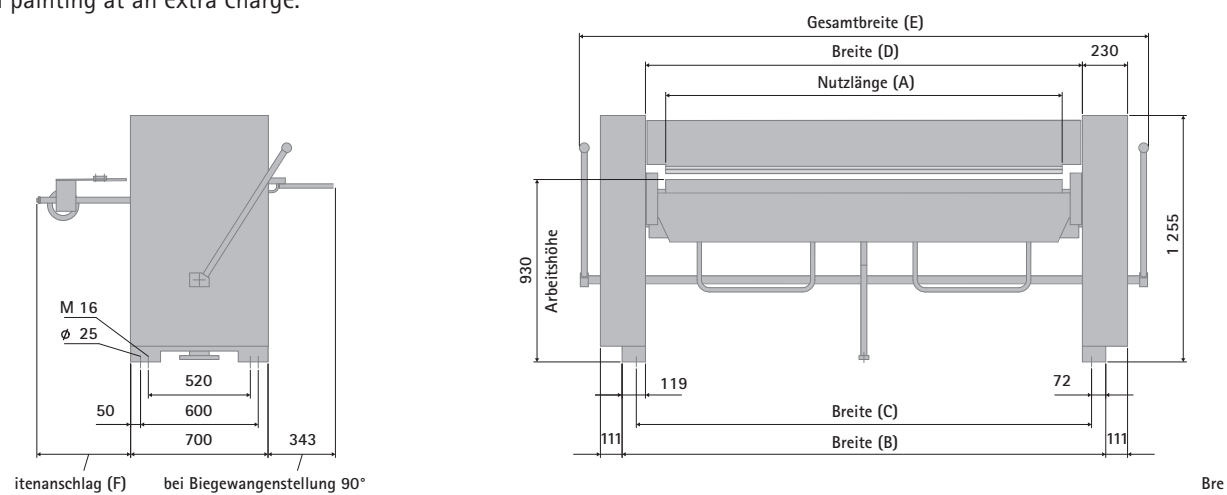


Technical data

AKV		1,000 x 3.0	1,500 x 2.5	2,000 x 2.0	2,500 x 1.5	3,200 x 1.25	4,000 x 1.0
Useful length (A)	mm	1,020	1,520	2,020	2,520	3,220	4,020
Sheet thickness (400 N/mm ²)	mm	3.00	2.50	2.00	1.50	1.25	1.00
Machine height	mm	1,255	1,255	1,255	1,255	1,255	1,255
Weight standard machine	kg	1,010	1,220	1,410	1,590	2,100	2,250
Length (B)	mm	1,464	1,964	2,464	2,964	3,664	4,464
Length (C)	mm	1,320	1,820	2,320	2,820	3,520	4,320
Length (D)	mm	1,226	1,726	2,226	2,726	3,426	4,226
Total length (E)	mm	1,900	2,400	2,900	3,400	4,100	4,900
Back gauge 500 mm (F)	mm	480	480	480	480	480	480
Back gauge 750 mm (F)	mm	730	730	730	730	730	730
Back gauge 1,000 mm (F)	mm	980	980	980	980	980	980
Clamping beam stroke	mm	110	110	110	110	110	110
Folding beam adjustment	mm	30	30	30	30	30	30

Subject to change without notice.

Standard colour:
RAL 7035 Light grey
RAL 5003 Sapphire blue
Special painting at an extra charge.




SCHRÖDER
GROUP

Schröder Group

The Schröder Group consists of Hans Schröder Maschinenbau GmbH, which is located in Wessobrunn, Germany, and SCHRÖDER-FASTI Technologie GmbH, which is located in Wermelskirchen, Germany.

Founded in 1949, Hans Schröder Maschinenbau GmbH unifies traditional and modern approaches in machine building: Successfully managed as a quality and customer-oriented, family-owned company, Hans Schröder Maschinenbau is specialized in the development of modern machine concepts for bending and cutting sheet metal.

The successful integration of the Fasti Company in 2006 and its worldwide presence make the Schröder Group one of today's leading providers of machines for bending, cutting, beading, flanging, and circular bending all types of sheet metal. The company's precision machines range from proven solutions for craftsmen to innovative, high-performance machines for automatic industrial production processes. Overall, the Schröder Group currently employs more than 240 people at various locations at home and abroad.



All information provided as a guide only
and subject to change at all times.
HSM 151123ENV01

Schröder Maschinenbau GmbH
Feuchten 2 | 82405 Wessobrunn-Forst | Germany
T +49 8809 9220-0 | F +49 8809 9220-700
E info@schroedergroup.eu
www.schroedergroup.eu

SCHRÖDER
GROUP

MANUAL UNIVERSAL FOLDING MACHINE

AKV