

SCHRÖDER
GROUP



HYDRAULIC SHEARS
PowerShear Professional/Universal/Basic


Hydraulic shear PowerShear Professional

The hydraulic shear PowerShear Professional is the industrial solution in order to cut loads of big sheets at high speed. The robust and yet precise machine is ideal for continuous operation in workshops, mid-sized companies and the industry.



The PowerShear Professional with energy-efficient drive ensures precise, burr-free and torsion-free cuttings.

Option: Movable angle gauge on guide rail



Sheet support, pneumatically controlled

The design of the extreme rigid machine body of the new PowerShear Professional is based on decades of experience in industrial cutting. It was engineered with state of the art tools, using the finite elements method and computer simulations.


Thanks to an energy-efficient drive with a converter-controlled motor and a hydraulic pump, the machine is able to handle the most difficult cutting operations and materials. Besides single-cut operations also serial production is possible by using a converter-controlled motorized back gauge.

The advanced electronic control for programming cutting steps is operated via a touch display.

Rear view:
Motorized back gauge and sheet support as well as rear light barrier



Moveable table extension
on guide rail



Sheet shute to the front

Standard equipment: PowerShear Professional
8" Touchscreen control on swivel arm incl. CF-memory card
Energy-efficient drive with converter-controlled motor and hydraulic pump
Automatic calculation of motorized blade gap adjustment (controlled via two motors), incl. shear angle adjustment
Converter-controlled motorized back gauge 10 - 1000 mm
Sheet support, pneumatically controlled
Scrap and part separator to the front for segments up to max. 200 mm
„Return to Sender“ function
Free passage of material (swing away back gauge rail) in order to cut sheets with a gauge width > 1000 mm
LED illumination of cutting line
Programmable start- and end position of the cutter bar
1x angle gauge 1000 mm mounted on the left side incl. automatic tipping gauge and ball rollers
2x table extensions 1000 mm with T-slot and scale and ball rollers
Closed sheet support table with exchangeable stainless steel plates incl. ball rollers
Obligatory CE safety package

Special equipment: PowerShear Professional
Package 1: Movable angle gauge 1000 mm mounted on the left side incl. automatic tipping gauge on linear guide and 2 movable table support arms on guide rail equipped with ball rollers (for variable cutting positions)
Package : Movable angle gauge 1000 mm mounted on the left side incl. electronic length measurement system, fine adjustment, lateral tipping gauge on linear guide and ball rollers and 2 movable table support arms on guide rail equipped with ball rollers

Technical data	3000 x 6,0	4000 x 6,0
Working length [mm]	3 040	4 040
Sheet thickness 400 N/mm ²	6,0	6,0
Sheet thickness 700 N/mm ²	4,0	4,0
Shear angle adjustment [°]	0,5 - 1,8	0,5 - 1,8
Machine width [mm]	3090	3090
Machine length [mm]	4000	5000
Machine height [mm]	1969	1969
Weight [kg]	6500	8400
Stroke [pro.min.]	24-61	20-56
Drive power [kW]	12,0	12,0

All specifications are considered as guidelines and may be subject to changes at any time.

Hydraulic shear PowerShear Universal

The hydraulic shear PowerShear Universal is the versatile solution for sheet metal working in production and repair shops.




Thanks to its high cutting speed the PowerShear Universal makes your work much more efficient and time-saving.

The name speaks for itself: This universally applicable hydraulic shear has been especially designed to meet the demands of small and midsize businesses. In order to find a versatile solution for all applications up to 6 mm steel sheet, Schröder-Fasti Technologie GmbH relied on decades of experience in industrial cutting.

The PowerShear Universal offers optimum precision, longevity and stability. Therefore we have engineered an extremely rigid machine body using state of the art tools and finite element analysis.

Option: Movable angle gauge on guide rail



Option: touchscreen control CGS 80 on swivel arm

The 8" touch control system is mounted in the protection cover as standard. Cutting programs can be programmed quickly and with no computer skills. Optionally the software control can also be mounted on a swivel arm in order to allow more flexibility.

The PowerShear Universal is the hydraulic shear that guarantees smooth efficient operation.

Sheet support,
pneumatically controlled



Moveable table extension
on guide rail

Standard equipment PowerShear Universal
8" Touchscreen control mounted in protection cover (possibility of saving on CF-Card)
Programming of cutting programs
Energy-efficient drive with converter-controlled motor and hydraulic pump
Automatic calculation of motorized blade gap adjustment (controlled via two motors), incl. shear angle adjustment
Converter-controlled motorized back gauge 10 - 1000 mm
Sheet support, pneumatically controlled
LED illumination of cutting line
Programmable start- and end position of the cutter bar
1x angle gauge 1000 mm mounted on the left side
2x table extensions 1000 mm with T-slot and scale
Table with exchangeable stainless steel plates with recessed grips
Obligatory CE safety package

Special equipment PowerShear Universal
8" Touchscreen control on swivel arm
Free passage of metal sheet (swing away back gauge rail) in order to cut sheets with a gauge width >1000 mm
Angle gauge 1000 mm mounted on the left side incl. automatic tipping gauge
Angle gauge 1000 mm mounted on the left side incl. automatic tipping gauge movable (only in connection with table extensions)
2x table extensions 1000 mm incl. ball rollers movable on guide rail
Ball rollers for stainless steel plates
Closed sheet support table with exchangeable stainless steel plates
Closed sheet support table with ball rollers

Technical data	3000 × 6,0	4000 × 6,0
Working length [mm]	3 040	4 040
Sheet thickness 400 N/mm ²	6,0	6,0
Sheet thickness 700 N/mm ²	4,0	4,0
Shear angle adjustment [°]	0,5 - 1,8	0,5 - 1,8
Machine width [mm]	3090	3090
Machine length [mm]	4000	5000
Machine height [mm]	1850	1850
Weight [kg]	6000	7900
Stroke [pro.min.]	24-61	20-56
Drive power [kW]	12,0	12,0

All specifications are considered as guidelines and may be subject to changes at any time.

Hydraulic shear PowerShear Basic

The hydraulic shear PowerShear Basic is the simplified solution for sheet metal working in small and midsize businesses.




The PowerShear Basic offers an excellent foundation for sheet metal working with its standard configuration.

The PowerShear Basic is the simplified version of the PowerShear Professional and Universal.

The PowerShear Basic represents an extremely versatile machine in its standard configuration. Thanks to its energy-efficient drive with a converter-controlled motor and a hydraulic pump, the machine is able to handle the most difficult cutting tasks and materials.

Option: lateral side gauge on linear guide rail incl. automatic tipping gauge



Option: touchscreen control CGS 80 on swivel arm

Optionally this machine can also be acquired with an automatic shear angle adjustment which not only enables a much more precise but also a much faster programming of the machine. The extensive standard equipment of the PowerShear Basic is complemented by intelligent options for extensions.

The angle gauge 1000 mm gives necessary stability and allows for the optimal positioning of the sheet. Optionally the angle gauge can also be acquired with an automatic tipping gauge making it easier to work efficiently.

Exchangeable stainless steel plates



Finger guard with recessed grips

Standard equipment PowerShear Basic
8" Touchscreen control mounted in protection cover (possibility of saving on CF-Card)
Programming of cutting programs
Energy-efficient drive with converter-controlled motor and hydraulic pump
Automatic calculation of motorized blade gap adjustment (controlled via two motors)
Converter-controlled motorized back gauge 10 - 1000 mm
LED illumination of cutting line
1x angle gauge 1000 mm mounted on the left side
2x table extensions 1000 mm with T-slot and scale
Table with exchangeable stainless steel plates with recessed grips
Material slide to the back
Obligatory CE safety package

Special equipment PowerShear Basic
8" Touchscreen control on swivel arm
Angle gauge 1000 mm mounted on the left side incl. automatic tipping gauge
Automatic shear angle adjustment from 0,5°-1,8° (stroke 24-61 1/min)
Ball rollers for stainless steel plates
Closed sheet support table with exchangeable stainless steel plates

Technical data	3000 × 6,0	4000 × 6,0
Working length [mm]	3 040	4 040
Sheet thickness 400 N/mm ²	6,0	6,0
Sheet thickness 700 N/mm ²	4,0	4,0
Shear angle adjustment [°]	1,8	1,8
Machine width [mm]	3090	3090
Machine length [mm]	4000	5000
Machine height [mm]	1850	1850
Weight [kg]	5600	7400
Stroke [pro.min.]	24	20
Drive power [kW]	12,0	12,0

All specifications are considered as guidelines and may be subject to changes at any time.



Schröder Group

The Schröder Group consists of Hans Schröder Maschinenbau GmbH, which is located in Wessobrunn, Germany, and SCHRÖDER-FASTI Technologie GmbH, which is located in Wermelskirchen, Germany.

Founded in 1949, Hans Schröder Maschinenbau GmbH unifies traditional and modern approaches in machine building: Successfully managed as a quality and customer-oriented, family-owned company, Hans Schröder Maschinenbau is specialized in the development of modern machine concepts for bending and cutting sheet metal.

The successful integration of the Fasti Company in 2006 and its worldwide presence make the Schröder Group one of today's leading providers of machines for bending, cutting, beading, flanging, and circular bending all types of sheet metal. The company's precision machines range from proven solutions for craftsmen to innovative, high-performance machines for automatic industrial production processes. Overall, the Schröder Group currently employs more than 240 people at various locations at home and abroad.

All information provided as a guide only
and may be subject to changes at any time.
15-2321-HSM 150601ENv01

SEBASTITechnologie GmbH
Elbringhausen 1 | 42929 Wermelskirchen | Germany
T +49 2196 96-0 | F +49 2196 96-90
E verkauf@schroedergroup.eu | www.schroedergroup.eu


SCHRÖDER